

WIRING DIAGRAMS
Article Text
1991 Volkswagen Corrado
For <http://volkswagen.msk.ru>
Copyright © 1998 Mitchell Repair Information Company, LLC
Monday, January 29, 2001 12:47AM

ARTICLE BEGINNING

1991 WIRING DIAGRAMS
Volkswagen

Corrado

COMPONENT LOCATION MENU

COMPONENT LOCATIONS TABLE

Component	Figure No. (Location)
A/C COMP CLUTCH	6 (D 22)
A/T CONTROL UNIT	3 (A-C 11)
ABS DIAG CONNS	4 (D 15)
ABS SYSTEM	4 (B-E 12-15)
ALTERNATOR	1 (C 3)
ANTI-THEFT ALARM CONTROL	3 (E 8)
AUTO SEAT BELTS	9 (B-E 33-35)
BACK-UP LIGHT SWITCH	8 (E 28)
BATTERY	1 (A 2)
BRAKE FLUID LEVEL SWITCH (W/ABS)	4 (B 15)
BRAKE FLUID LEVEL SWITCH (W/O ABS)	8 (A 31)
CENTRAL LOCK SYSTEM	10 (A-B 36-39)
CENTRAL LOCKING SWITCHES	10 (A 36)
CIG LIGHTER	7 (A 24)
COOLANT LOW LEVEL SENDER	7 (B 25)
COOLANT TEMP SENDER	7 (A 25)
CRUISE CONTROL	4 (A 12-15)
DEFOGGER SWITCH	8 (E 29)
DIGIFANT CONTROL UNIT (CALIF.)	2 (A-B 7)
DIGIFANT CONTROL UNIT (EX CALIF.)	2 (D 7)
DOOR SWITCHES	10 (B 38), 11 (E 43)
EMERGENCY FLASHER SWITCH	6 (A 20-22)
FOG LIGHT SWITCH	6 (A 23)
FRESH AIR SWITCH	6 (E 20), 6 (E 23)
FRESH AIR SWITCH ILLUM LIGHTS	6 (D 20)
FUEL INJECTORS	2 (A 5), 2 (E 5)
FUEL PUMP AFTER RUN CONTROL UNIT	5 (E 19)
FUEL TANK SENDER	5 (E 18)
FUSE #23	6 (D 20)
FUSE #51	9 (D 34)
FUSE/RELAY PANEL	5, 6, 7, 8 (C 16-31)
FUSE/RELAY PANEL LAYOUT	10 (D-E 37-39)
GLOVE COMPT LIGHT	8 (D 30)
HEATED SEATS	11 (C-E 40-42)
HYFRAULIC PUMP RELAY	4 (D-E 15)
HYFRAULIC UNIT	4 (E 13-14)
IGNITION BOOSTER	2 (C 4)
IGNITION COIL	2 (E 4)
IGNITION SWITCH	5 (A 16)

WIRING DIAGRAMS

Article Text (p. 2)

1991 Volkswagen Corrado

For <http://volkswagen.msk.ru>

Copyright © 1998 Mitchell Repair Information Company, LLC

Monday, January 29, 2001 12:47AM

INSTRUMENT CLUSTER	9 (A-E 32-34)
INSTRUMENT PANEL DIMMER	5 (A 18)
INTERIOR LIGHT W/ DELAY	11 (D 41)
LIGHT SWITCH	5 (A 18-19)
LUGGAGE COMPT LIGHT SWITCH	7 (A 26)
MULTI-FUNCTION INDICATOR SWITCH	7 (A 27)
O2 SENSOR	2 (B 4), 2 (C 6)
OIL PRESSURE GAUGE	9 (A 35)
OIL PRESSURE SWITCHES	7 (A 25)
PARK BRAKE SWITCH	8 (A 31)
POWER WINDOW CB	10 (A 38)
POWER WINDOW	10 (B-D 36-39)
PROGRAM SWITCH	3 (B 8)
RAD COOL FAN RELAY	6 (D 22)
RADIATOR COOLING FAN	1 (E 2), 6 (D 20)
RADIATOR COOLING FAN AFTER RUN CTRL UNIT	1 (D 3)
RADIO (PARTIAL)	11 (B 41)
REAR SPOILER	11 (A 40-42)
SEAT BELT CONTROL UNITS	9 (C-D 35)
SEAT BELT SWITCH	8 (E 31)
SHOULDER BELTS	9 (B-E 33-35)
SPEED SENSOR	7 (B 26)
STARTER	1 (A 3)
STARTER INTERLOCK/BACK-UP LIGHT RELAY	3 (A 8)
STOP LIGHT SWITCH	8 (B 29)
SUNROOF	10 (E 36-37)
THROTTLE POSITION POTENTIOMETER	2 (C 5), 2 (D 4)
VACUUM VENT VALVE	4 (A 13), 4 (A 14)
VOLTMETER	9 (B 35)
WINDSHIELD WIPER SYSTEM	7 (D-E 24-27)
WARNING MODULE (ABS)	4 (C 12)
WARNING MODULE (W/O ABS)	8 (A 28)
WASHER NOZZLE HEATERS	7 (E 27)

WIRING DIAGRAMS

WIRING DIAGRAMS
Article Text (p. 3)
 1991 Volkswagen Corrado
 For <http://volkswagen.msk.ru>
 Copyright © 1998 Mitchell Repair Information Company, LLC
 Monday, January 29, 2001 12:47AM

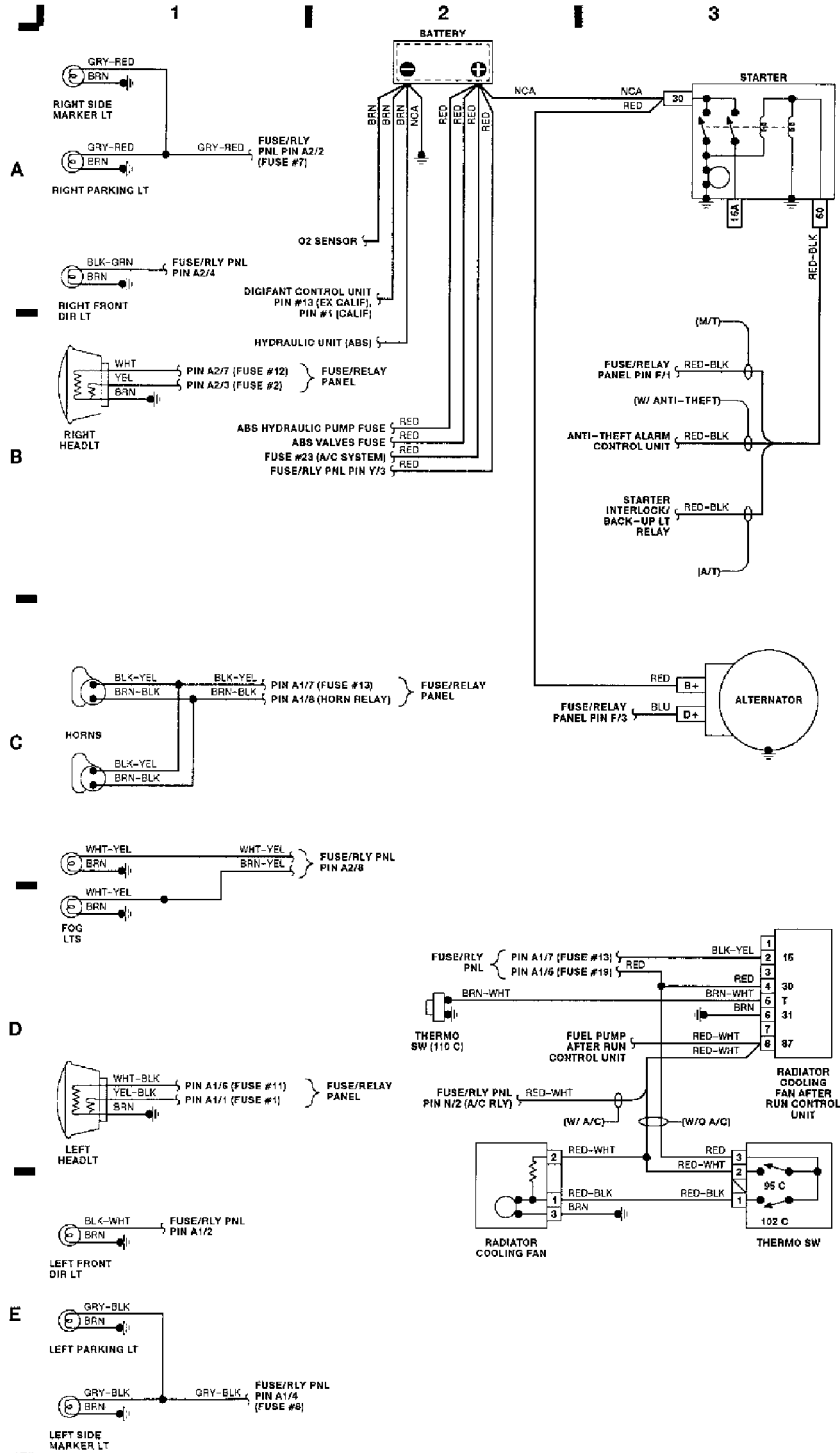


Fig. 1: Engine Compartment, Headlights (Grid 1-3)

WIRING DIAGRAMS
Article Text (p. 4)
 1991 Volkswagen Corrado
 For <http://volkswagen.msk.ru>
 Copyright © 1998 Mitchell Repair Information Company, LLC
 Monday, January 29, 2001 12:47AM

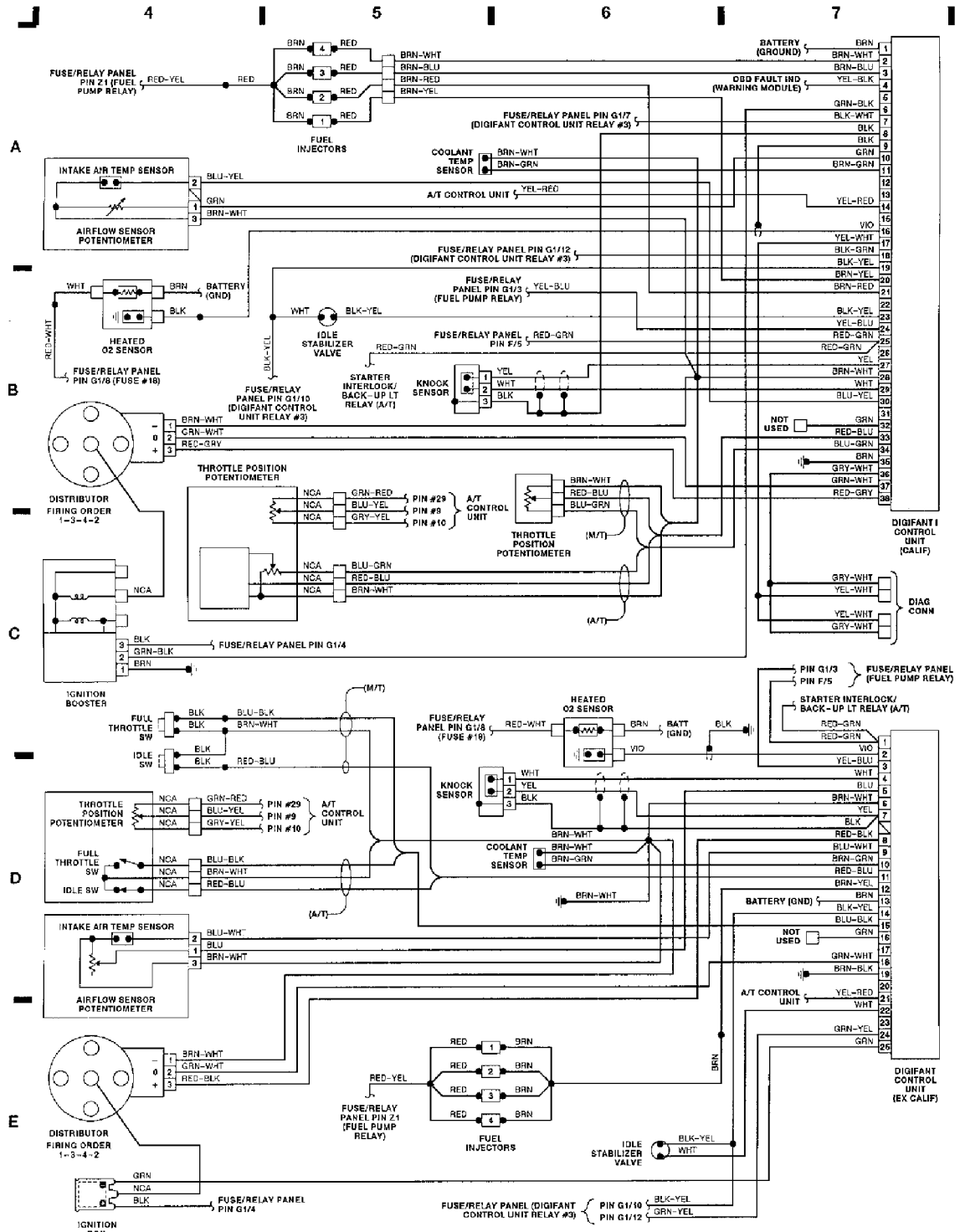


Fig. 2: Computer Engine Control (Grid 4-7)

WIRING DIAGRAMS
Article Text (p. 5)
 1991 Volkswagen Corrado
 For <http://volkswagen.msk.ru>
 Copyright © 1998 Mitchell Repair Information Company, LLC
 Monday, January 29, 2001 12:47AM

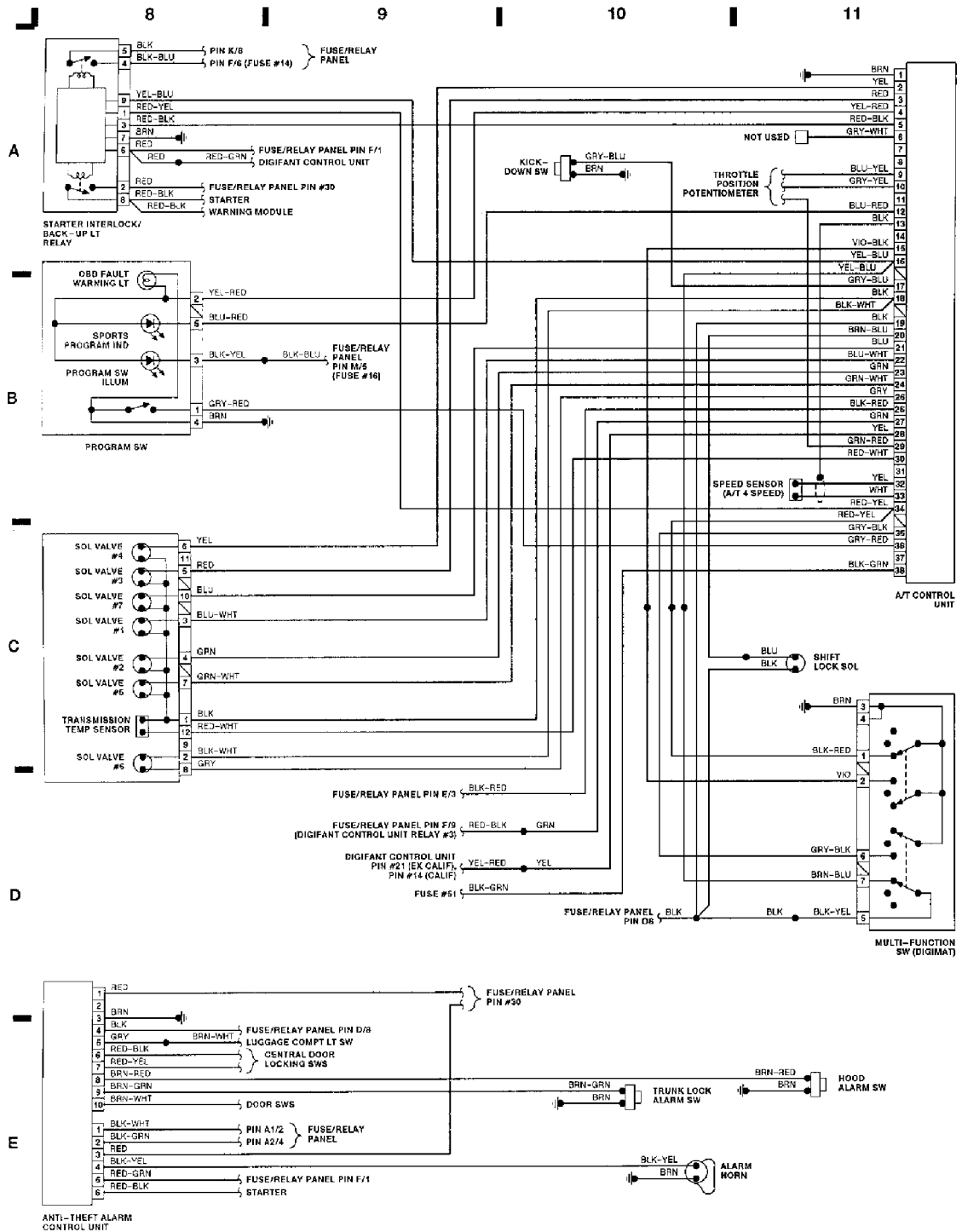


Fig. 3: A/T Ctrl, Anti-Theft, Multi-Function Sw (Grid 8-11)

WIRING DIAGRAMS
Article Text (p. 6)
 1991 Volkswagen Corrado
 For <http://volkswagen.msk.ru>
 Copyright © 1998 Mitchell Repair Information Company, LLC
 Monday, January 29, 2001 12:47AM

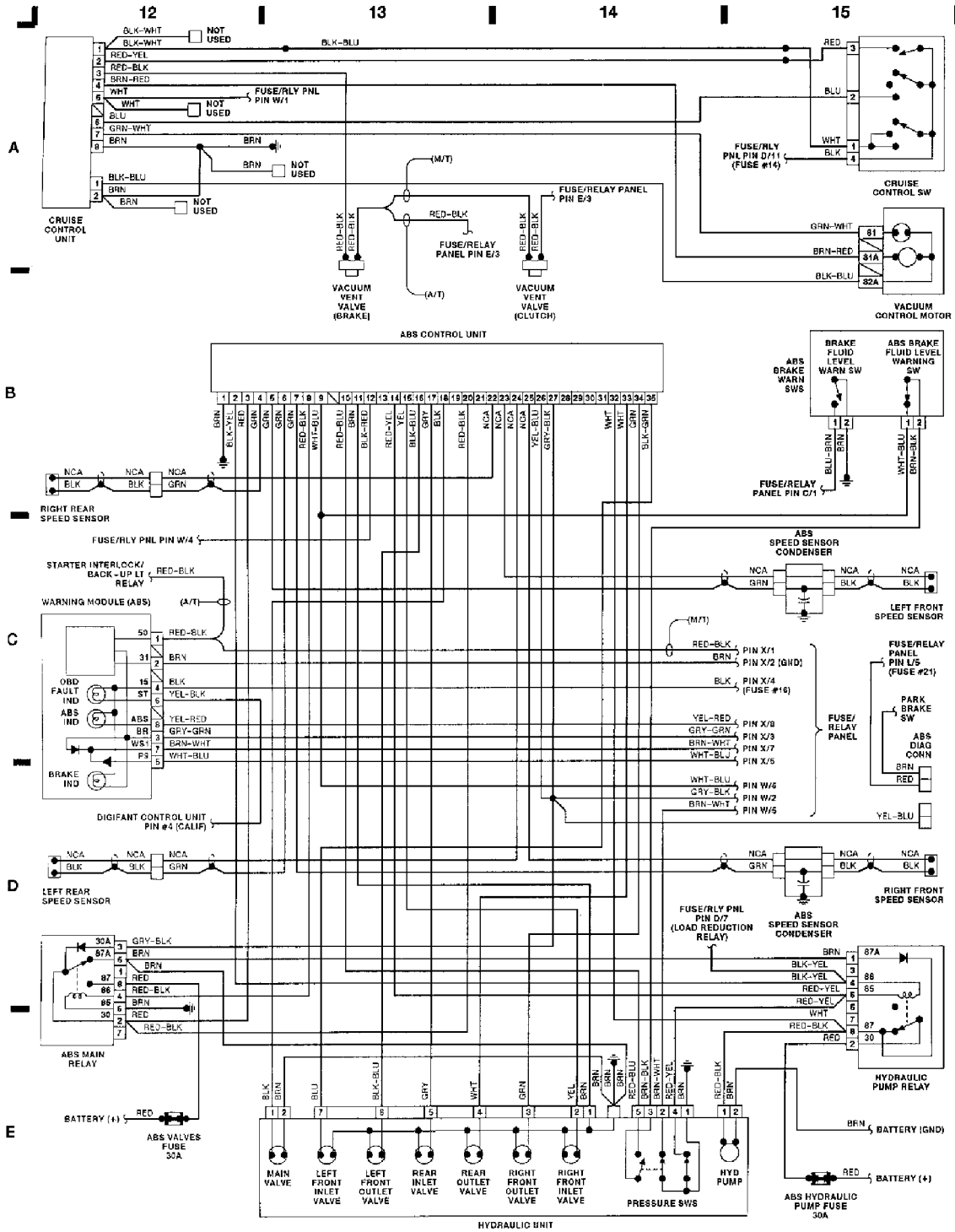


Fig. 4: ABS Ctrl, Cruise Ctrl, Hydraulic Unit (Grid 12-15)

WIRING DIAGRAMS
Article Text (p. 7)
 1991 Volkswagen Corrado
 For <http://volkswagen.msk.ru>
 Copyright © 1998 Mitchell Repair Information Company, LLC
 Monday, January 29, 2001 12:47AM

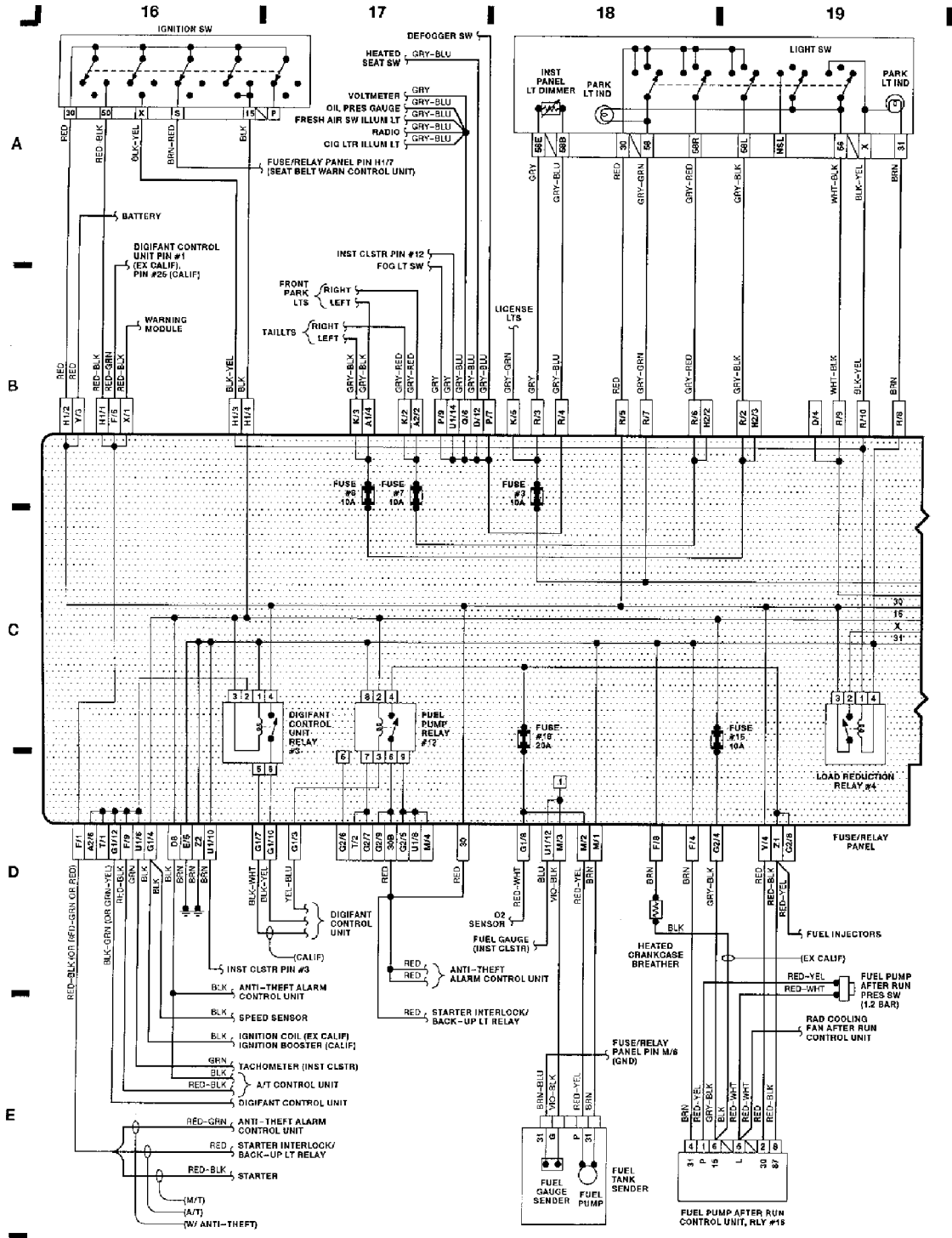


Fig. 5: Fuse/Relay Panel (Partial), Ign SW (Grid 16-19)

WIRING DIAGRAMS
Article Text (p. 8)
 1991 Volkswagen Corrado
 For <http://volkswagen.msk.ru>
 Copyright © 1998 Mitchell Repair Information Company, LLC
 Monday, January 29, 2001 12:47AM

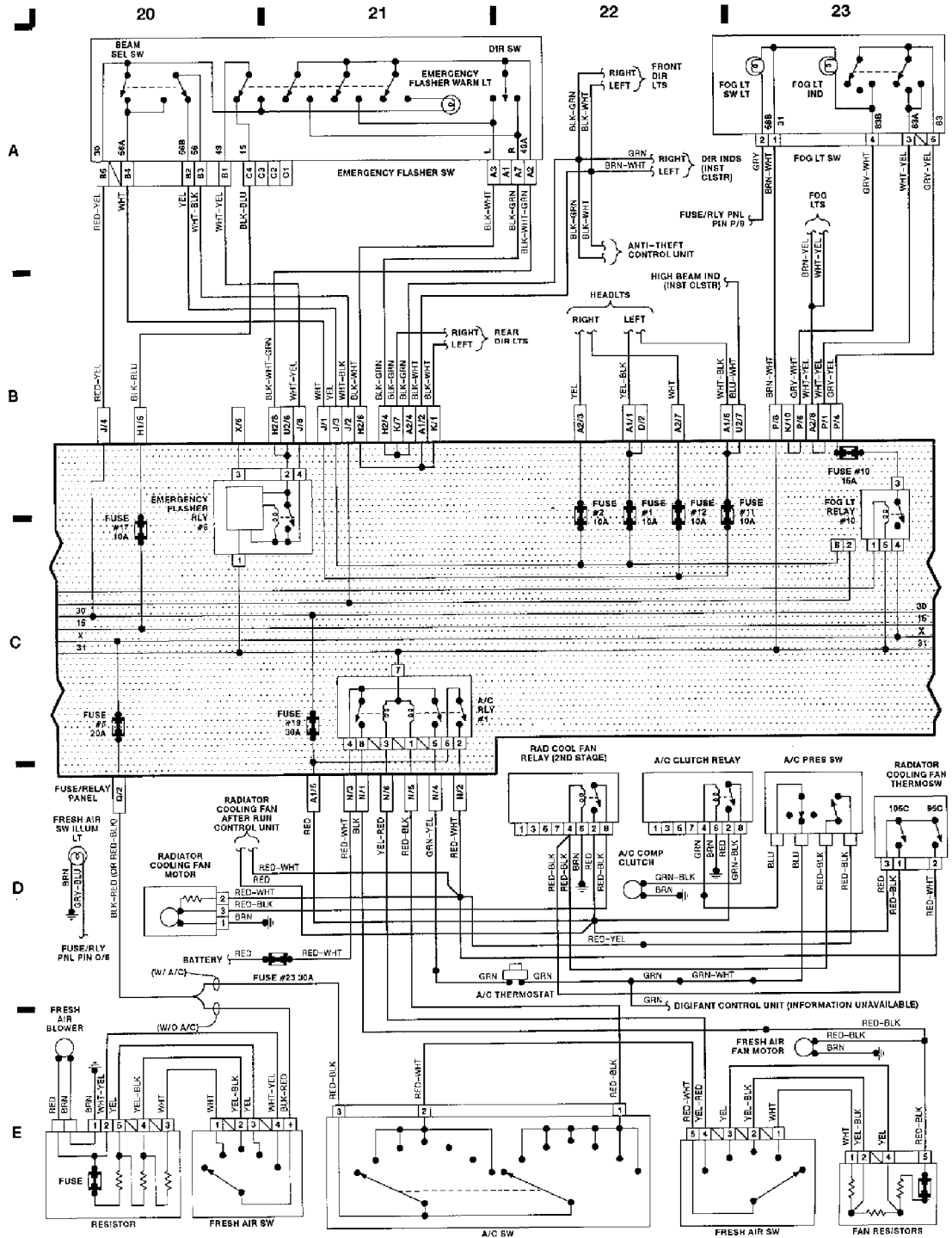


Fig. 6: Fuse/Relay Panel (Cont), A/C & Heater (Grid 20-23)

WIRING DIAGRAMS
Article Text (p. 9)
 1991 Volkswagen Corrado
 For <http://volkswagen.msk.ru>
 Copyright © 1998 Mitchell Repair Information Company, LLC
 Monday, January 29, 2001 12:47AM

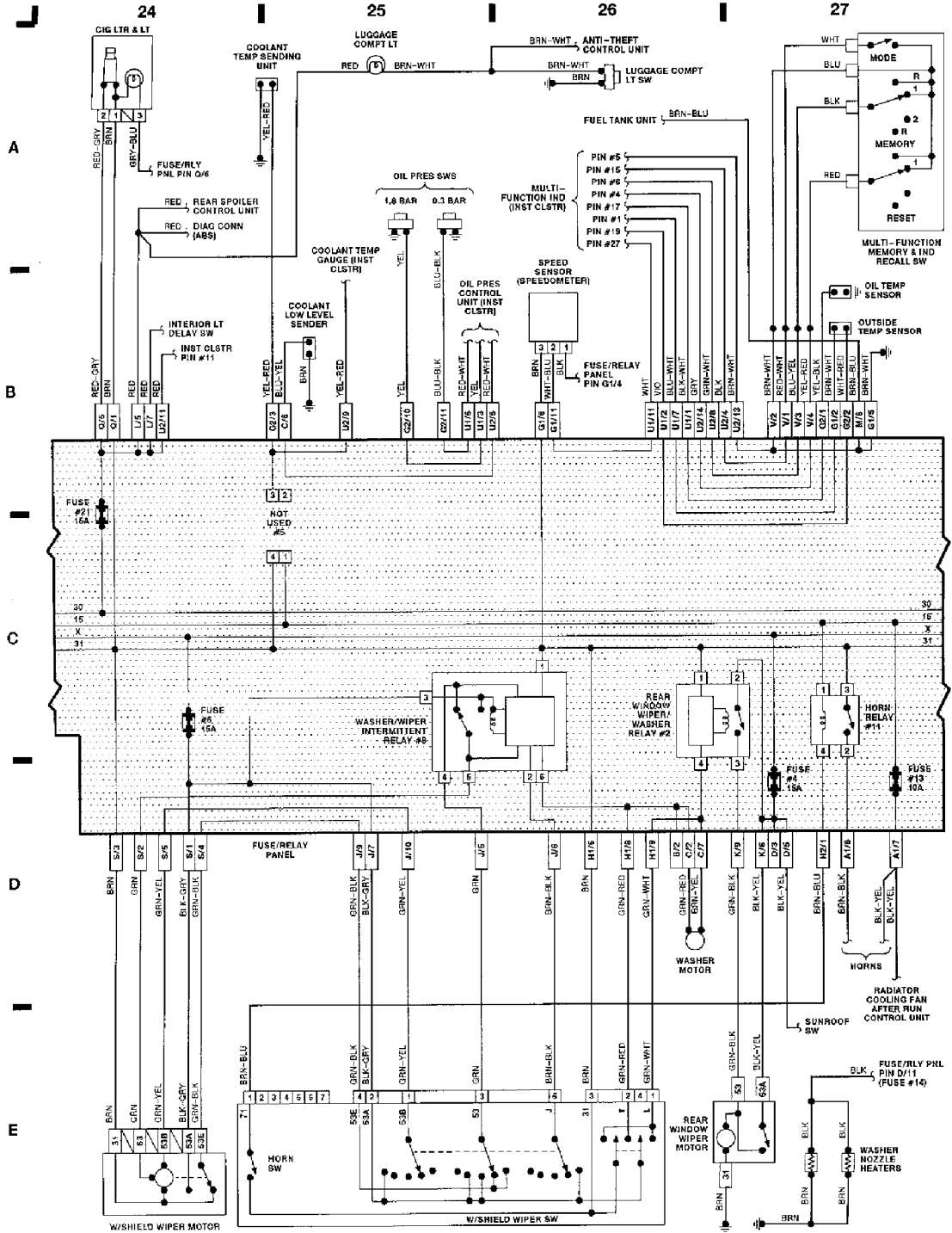


Fig. 7: Fuse/Relay Panel (Cont), W/Shield Wiper (Grid 24-27)

WIRING DIAGRAMS
Article Text (p. 10)
 1991 Volkswagen Corrado
 For <http://volkswagen.msk.ru>
 Copyright © 1998 Mitchell Repair Information Company, LLC
 Monday, January 29, 2001 12:47AM

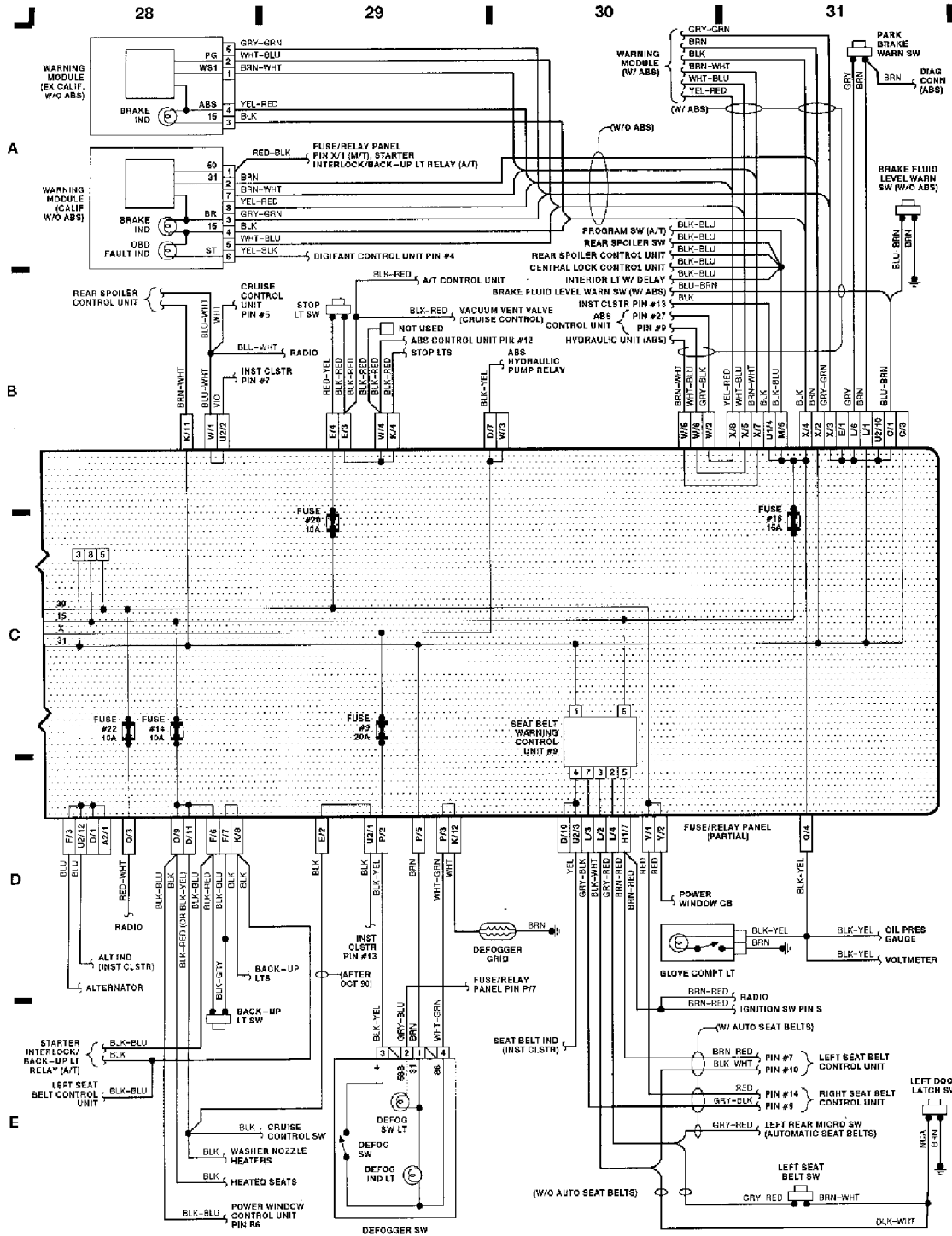


Fig. 8: Fuse/Relay Panel (Cont), Warning Mod, Defogger (Grid 28-31)

WIRING DIAGRAMS
Article Text (p. 11)
 1991 Volkswagen Corrado
 For <http://volkswagen.msk.ru>
 Copyright © 1998 Mitchell Repair Information Company, LLC
 Monday, January 29, 2001 12:47AM

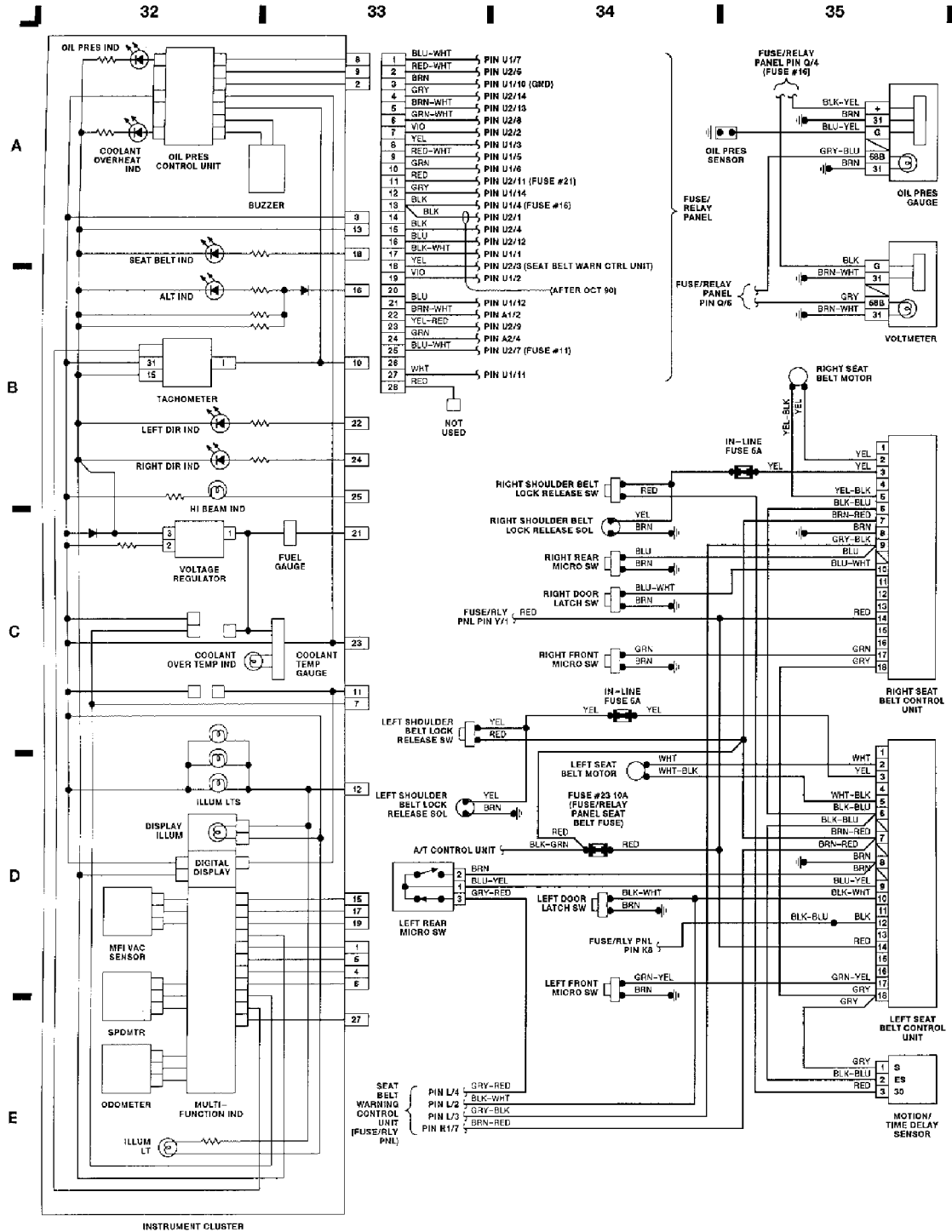


Fig. 9: Inst Clstr, Seat Belts, Voltmeter (Grid 32-35)

WIRING DIAGRAMS
Article Text (p. 12)
 1991 Volkswagen Corrado
 For <http://volkswagen.msk.ru>
 Copyright © 1998 Mitchell Repair Information Company, LLC
 Monday, January 29, 2001 12:47AM

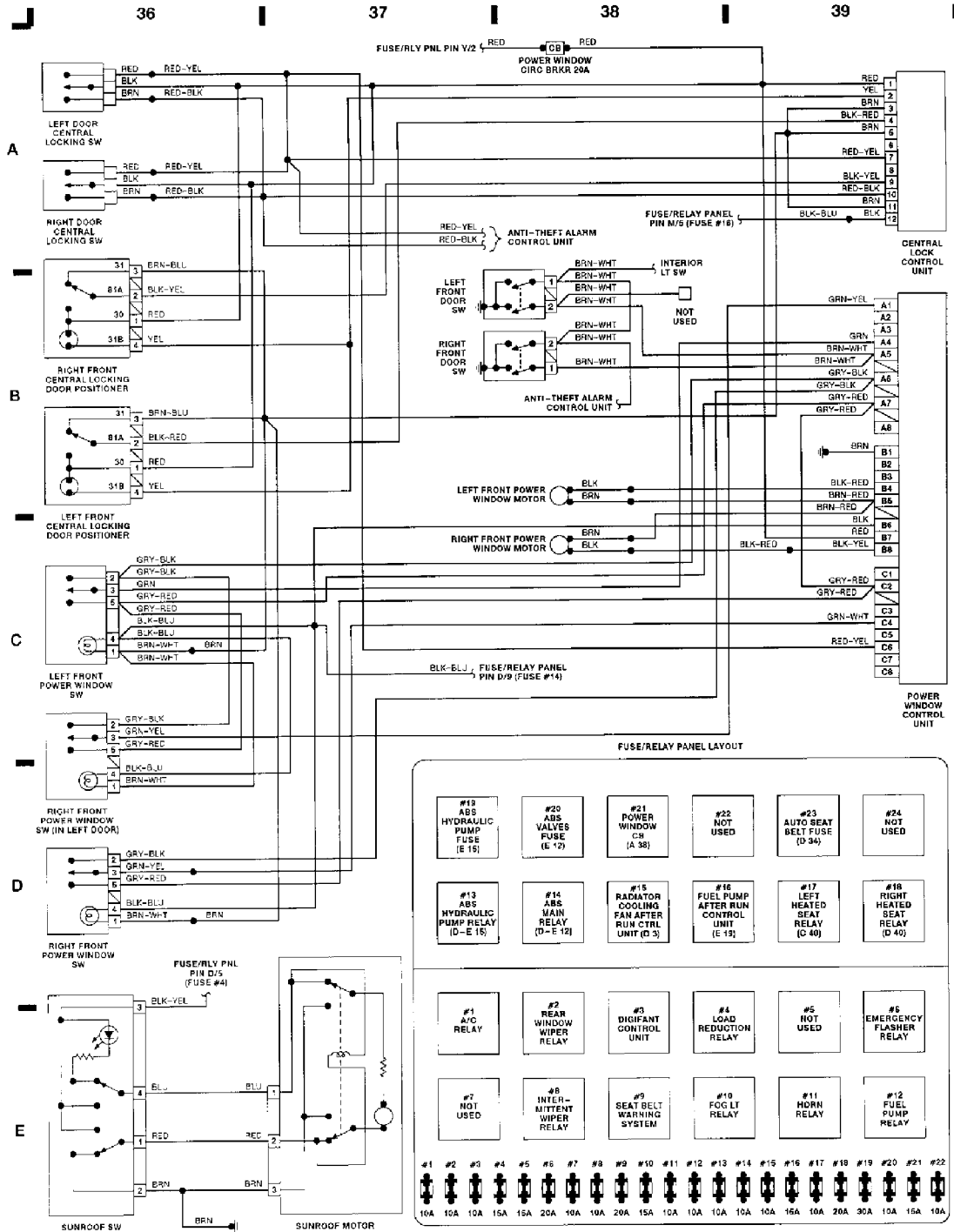


Fig. 10: Pwr Window/Sunroof/Door, Fuse/Rly Panel Layout (Grid 36-39)

WIRING DIAGRAMS
Article Text (p. 13)
 1991 Volkswagen Corrado
 For <http://volkswagen.msk.ru>
 Copyright © 1998 Mitchell Repair Information Company, LLC
 Monday, January 29, 2001 12:47AM

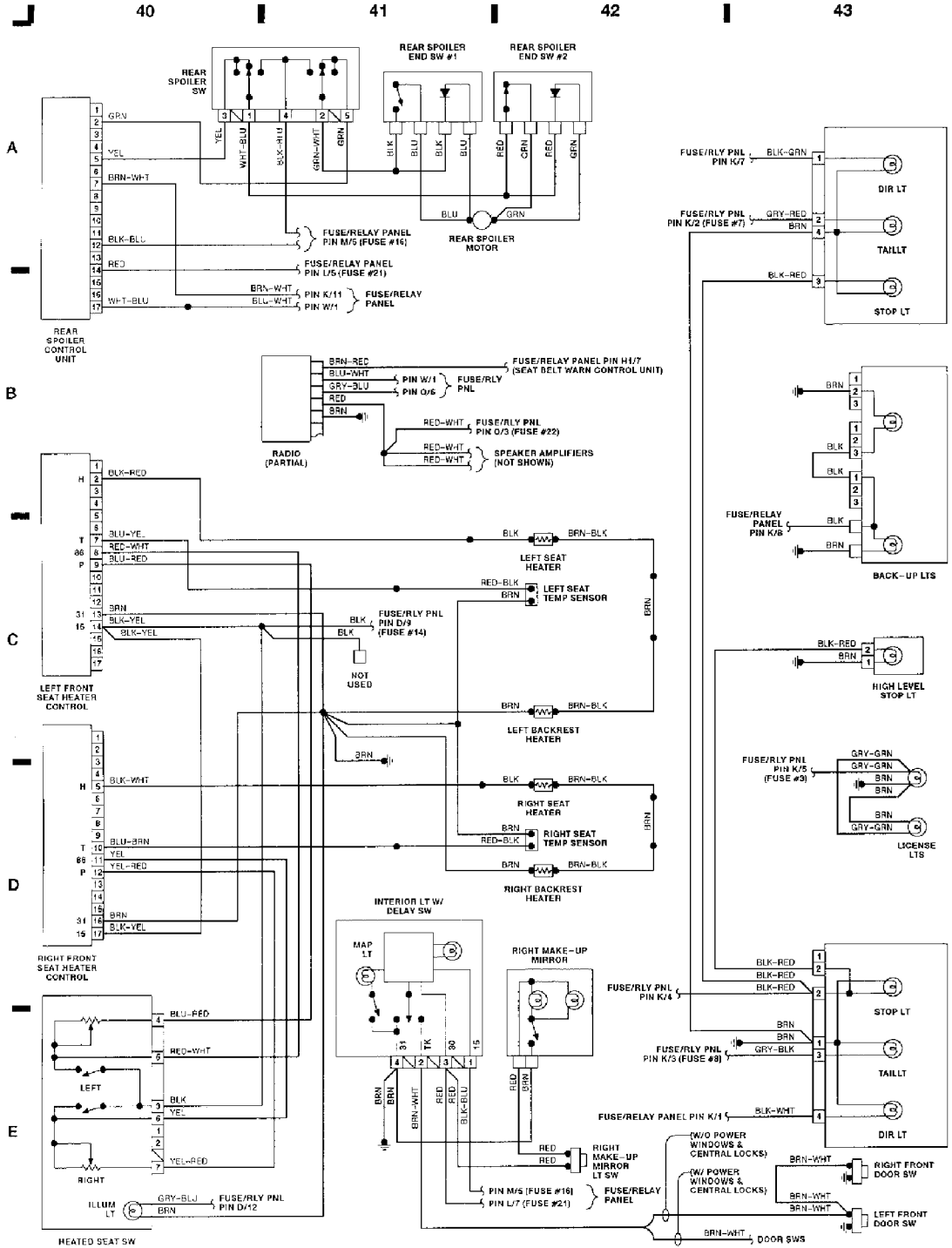


Fig. 11: Seat Heater, Spoiler Ctrl, Taillights (Grid 40-43)

END OF ARTICLE